

By E-filing

Date: 25th July, 2023

REF:TEIL:SE:

BSE Limited P.J. Tower, Dalal Street, Fort, MUMBAI - 400 001 Thru: BSE Listing Centre	National Stock Exchange of India Ltd., Exchange Plaza, Bandra-Kurla Complex, Bandra (E), MUMBAI - 400 051 Thru: NEAPS
STOCK CODE: 532356	STOCK CODE: TRIVENI
Sub: Outcome of the Board Meeting held on July 25, 2023	

Dear Sirs,

This is to inform you that the Board of Directors of the Company at their meeting held today i.e. July 25, 2023, has inter-alia considered and approved the following :-

1. Unaudited financial results (stand-alone and consolidated) for the 1st quarter ended June 30, 2023.

Pursuant to Regulation 33 of SEBI LODR Regulations, we are enclosing the unaudited financial results (Standalone and Consolidated) of the Company for the 1st quarter ended on June 30, 2023 along with Limited Review Reports of the Statutory Auditors of the Company thereon and the Newspaper publication being issued by the Company.

2. Appointment of Mr Siraj Azmat Chaudhry (DIN:00161853) as an Additional Director (designated as Non-Executive Independent Director) of the Company for a period of five consecutive years with effect from 25th July, 2023, based on the recommendation of the Nomination and Remuneration Committee and, subject to approval of the shareholders. The brief profile of Mr Chaudhry is enclosed as **Annexure-I**.

It is confirmed that Mr. Chaudhry is not debarred for holding the office of director by virtue of any SEBI order or the order of any statutory authority. Further he is not related to any of the Directors of the Company and has confirmed his independence to the Board.


The meeting of the Board commenced at 11:30 a.m. and concluded at 4:40 p.m.


You are requested to take the above on record and disseminate to all concerned.

Thanking you,

Yours faithfully,

For **TRIVENI ENGINEERING & INDUSTRIES LTD.**,


GEETA BHALLA
Group Vice President &
Company Secretary
M.No. A9475



Encl: As above

Annexure-I

Brief Profile of Mr Siraj A. Chaudhry Non-Executive Independent Director (DIN: 00161853)

Mr Siraj A. Chaudhry, aged about 56 years, holds an MBA from the Indian Institute of Foreign Trade (IIFT) and is B. Com (Hons) from Shri Ram College of Commerce, University of Delhi.

In Business for 35 years of which 20 years in leadership roles building, turning around, acquiring, divesting businesses in Agriculture and Food space. Exceptional people leadership traits with ability to recognize and groom talent. Strong internal and external stakeholder management with ability to navigate operating landscape in India and abroad. An industry expert, thought leader, innovator and a leading voice in the agriculture and food industry. He has worked extensively with industry, the social sector, and the Government on transformational and numerous nation-building projects.

Siraj is presently Country Chairman, SATS India. Until recently he was Non-Executive Director and Chairman of National Commodity Management Ltd., (NCML) prior to which as the MD & CEO of NCML, he was successful in leading the organization through transformation journey, greater diversification and expansion of company footprint across the country as a trusted and preferred Agri Supply chain and solutions partner.

Siraj was the Chairman of Cargill India (2008-2018), the Indian arm of Cargill Inc., where he led the build and expansion of Cargill's Food Business in India. Under his leadership, Cargill's Food Business became 5,000 Cr. entity in edible oils, flour, corn products, and food ingredients. He was instrumental in transforming a traditional B2B business into an FMCG company of repute. He is credited with pioneering edible oil fortification as a practice, recognized by Fortune Magazine as a Change the World activity.

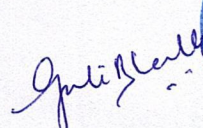

Siraj serves as an Independent Director on the Boards of, Air India SATS, Tata Consumers Products Ltd., Tata Coffee Ltd., Dhanuka Agritech, Jubilant Ingrevia Ltd., Carrier Air Conditioning and Refrigeration India and Bikaji Foods International. He has, in the past, been an Independent Director on the Board of IndusInd Bank.

In his advisory capacity he has been a member of CDC Group's (now British International Investment) Food & Agriculture Advisory Council and a member of non-statutory Advisory Council of ABInBev, India.

Siraj has been actively involved with various trade bodies and Industry associations. He has served as the Chair of the National Committee on Food Processing at FICCI and also Co-Chair of the National Committee for Agriculture at FICCI.

In the past, he has served as the President of the Food Industry Skill Council under the NSDC and also as Chairman of National Alliance for Edible Oil Fortification, a joint initiative by CII and GAIN to address malnutrition through food fortification. He has chaired the Agriculture and Food Committee at the American Chamber of Commerce and the Agriculture and Food Committee of USIBC in India.

He has been actively involved in the social sector and has been a founding member of United Way, Delhi and India Foodbank. Recipient of numerous awards and recognitions, including Pride of Uttar Pradesh by Lucknow Management Association and Pioneer for Edible Oil Fortification by FSSAI, Siraj is a sought-after voice in national and international media on Agriculture and Food issues.

Independent Auditor's Limited Review Report on the Quarterly and Year to Date Unaudited Standalone Financial Results of the Company Pursuant to Regulation 33 of the SEBI (Listing Obligation and Disclosure Requirements) Regulations, 2015, as amended

To
The Board of Directors of
Triveni Engineering & Industries Limited

1. We have reviewed the accompanying Statement of unaudited standalone financial results of **Triveni Engineering & Industries Limited** ("the Company") for the quarter ended June 30, 2023 and Year to Date from April 01, 2023 to June 30, 2023 ("the Statement") attached herewith, being submitted by the Company pursuant to the requirements of Regulation 33 of SEBI (Listing Obligations and Disclosure Requirements) Regulations, 2015, as amended (the "Listing Regulations").
2. This Statement, which is the responsibility of the Company's Management and approved by the Board of Directors, has been prepared in accordance with the recognition and measurement principles laid down in the Indian Accounting Standard 34, "Interim Financial Reporting" ("Ind AS 34"), prescribed under section 133 of the Companies Act, 2013 ("the Act") read with rules issued thereunder and other accounting principles generally accepted in India. Our responsibility is to issue a report on the Statement based on our review.
3. We conducted our review of the Statement in accordance with the Standard on Review Engagements (SRE) 2410, "Review of Interim Financial Information Performed by the Independent Auditor of the Entity" issued by the Institute of Chartered Accountants of India. This standard requires that we plan and perform the review to obtain moderate assurance as to whether the Statement is free of material misstatement. A review is limited primarily to inquiries of company personnel and analytical procedures applied to financial data and thus provides less assurance than an audit. We have not performed an audit and, accordingly, we do not express an audit opinion.
4. Based on our review conducted as above, nothing has come to our attention that causes us to believe that the accompanying Statement of unaudited standalone financial results prepared in accordance with applicable Indian Accounting Standards prescribed under section 133 of the Companies Act, 2013 read with relevant rules issued thereunder and other recognized accounting practices and policies has not disclosed the information required to be disclosed in terms of Listing Regulations, including the manner in which it is to be disclosed, or that it contains any material misstatement.

For **S S Kothari Mehta & Company**
Chartered Accountants
ICAI Registration No. 000756N



Vijay Kumar
Partner
Membership No. 092671



UDIN: 23092671BGSIEI4001

Place: New Delhi
Date: July 25, 2023

TRIVENI ENGINEERING & INDUSTRIES LIMITED

Regd. Office : A-44, Hosiery Complex, Phase-II Extension, Noida, Uttar Pradesh - 201 305
Corp. Office : 8th Floor, Express Trade Towers, 15-16, Sector-16A, Noida, Uttar Pradesh - 201 301
CIN : L15421UP1932PLC022174

Statement of Standalone Unaudited Financial Results for the Quarter ended June 30, 2023

(₹ in lakhs, except per share data)

Particulars	3 Months ended			Year ended
	30/Jun/2023 (Unaudited)	31/Mar/2023 (Audited) (refer note 4)	30/Jun/2022 (Unaudited)	31/Mar/2023 (Audited)
1 Revenue from operations	143158	181770	136043	630690
2 Other income	799	1730	825	7915
Total income	143957	183500	136868	638605
3 Expenses				
(a) Cost of materials consumed	71348	183280	68904	395153
(b) Purchases of stock-in-trade	1284	1272	1289	4624
(c) Changes in inventories of finished goods, stock-in-trade and work-in-progress	12415	(79771)	22422	8872
(d) Excise duty on sale of goods	23432	23573	13581	69326
(e) Employee benefits expense	8630	9850	7767	34702
(f) Finance costs	1868	789	2013	4984
(g) Depreciation and amortisation expense	2526	2447	2179	9348
(h) Other expenses	13478	17134	10749	56277
Total expenses	134981	158574	128904	583286
4 Profit/(loss) from continuing operations before exceptional items and tax	8976	24926	7964	55319
5 Exceptional items (net) - income/(expense)	-	-	-	158594
6 Profit/(loss) from continuing operations before tax	8976	24926	7964	213913
7 Tax expense				
(a) Current tax	2089	5304	1822	19680
(b) Deferred tax	226	664	185	1832
Total tax expense	2315	5968	2007	21512
8 Profit/(loss) from continuing operations after tax	6661	18958	5957	192401
9 Profit/(loss) from discontinued operations	-	-	-	-
10 Tax expense of discontinued operations	-	-	-	-
11 Profit/(loss) from discontinued operations (after tax)	-	-	-	-
12 Profit/(loss) for the period	6661	18958	5957	192401
13 Other comprehensive income				
A (i) Items that will not be reclassified to profit or loss	-	(485)	-	(232)
A (ii) Income tax relating to items that will not be reclassified to profit or loss	-	(122)	-	(58)
B (i) Items that will be reclassified to profit or loss	63	151	(196)	(194)
B (ii) Income tax relating to items that will be reclassified to profit or loss	16	38	(50)	(49)
Other comprehensive income for the period, net of tax	47	(250)	(146)	(319)
14 Total comprehensive income for the period	6708	18708	5811	192082
15 Paid up equity share capital (face value ₹ 1/-)	2189	2189	2418	2189
16 Other equity				263750
17 Earnings/(loss) per share of ₹ 1/- each (not annualised)				
(a) Basic (in ₹)	3.04	8.04	2.46	80.08
(b) Diluted (in ₹)	3.04	8.04	2.46	80.08

See accompanying notes to the standalone financial results

TRIVENI ENGINEERING & INDUSTRIES LIMITED

Standalone Unaudited Segment wise Revenue, Results, Assets and Liabilities for the Quarter ended June 30, 2023

(₹ in lakhs)


Particulars	3 Months ended			Year ended
	30/Jun/2023 (Unaudited)	31/Mar/2023 (Audited) (refer note 4)	30/Jun/2022 (Unaudited)	31/Mar/2023 (Audited)
1 Segment Revenue				
(a) Sugar & Allied Businesses				
Sugar	89233	117092	105169	436195
Distillery	52978	59184	37923	186553
	142211	176276	143092	622748
(b) Engineering Businesses				
Power transmission	5409	7318	3043	22525
Water	6404	11422	6421	34898
	11813	18740	9464	57423
(c) Others	3770	4191	4028	15936
Total Segment revenue	157794	199207	156584	696107
Less : Inter segment revenue	14636	17437	20541	65417
Total Revenue from operations	143158	181770	136043	630690
2 Segment Results				
(a) Sugar & Allied Businesses				
Sugar	4955	16389	5329	30583
Distillery	5102	6516	4984	21232
	10057	22905	10313	51815
(b) Engineering Businesses				
Power transmission	1840	2553	877	7644
Water	378	1047	197	2559
	2218	3600	1074	10203
(c) Others	(36)	(157)	(278)	(801)
Total Segment results	12239	26348	11109	61217
Less :				
(i) Finance costs	1868	789	2013	4984
(ii) Exceptional items (net) - (income)/expense	-	-	-	(158594)
(iii) Other unallocable expenditure net of unallocable income	1395	633	1132	914
Total Profit/(loss) before tax	8976	24926	7964	213913
3 Segment Assets				
(a) Sugar & Allied Businesses				
Sugar	254320	264700	246156	264700
Distillery	89429	88468	80564	88468
	343749	353168	326720	353168
(b) Engineering Businesses				
Power transmission	20653	21071	13656	21071
Water	37704	40087	32924	40087
	58357	61158	46580	61158
(c) Others	1314	1123	1413	1123
Total Segment assets	403420	415449	374713	415449
Add : Unallocable assets	20239	19121	15724	19121
Total Assets	423659	434570	390437	434570
4 Segment Liabilities				
(a) Sugar & Allied Businesses				
Sugar	10630	36871	11895	36871
Distillery	7767	6953	5617	6953
	18397	43824	17512	43824
(b) Engineering Businesses				
Power transmission	6226	5711	3749	5711
Water	16638	20095	16377	20095
	22864	25806	20126	25806
(c) Others	562	592	661	592
Total Segment liabilities	41823	70222	38299	70222
Add : Unallocable liabilities	109189	98409	168906	98409
Total Liabilities	151012	168631	207205	168631

TRIVENI ENGINEERING & INDUSTRIES LIMITED

Notes to the Standalone Unaudited Financial Results for the Quarter ended June 30, 2023

1. The above financial results have been prepared in accordance with the principles and procedures of the Indian Accounting Standards ('Ind AS') notified under section 133 of the Companies Act, 2013 [Companies (Indian Accounting Standards) Rules, 2015 (as amended)].
2. In view of the seasonality of the Sugar Business, the performance results may vary from quarter to quarter.
3. During the quarter, the Company has incorporated a new joint venture company namely Triveni Sports Private Limited. The Company owns 50% equity stake in the joint venture company, the balance being owned by Triveni Turbine Limited.
4. The figures for the quarter ended March 31, 2023 are the balancing figures between the audited figures in respect of the full financial year ended on that date and published year to date figures upto the third quarter of the said financial year.
5. The above financial results have been reviewed and recommended for adoption by the Audit Committee and approved by the Board of Directors of the Company at their respective meetings held on July 25, 2023. The statutory auditors have carried out a limited review of the above financial results.

For Triveni Engineering & Industries Limited



Dhruv M. Sawhney

Chairman & Managing Director

Place : Noida

Date : July 25, 2023

Independent Auditor's Limited Review Report on the Quarterly and Year to Date Unaudited Consolidated Financial Results of the Company Pursuant to Regulation 33 of the SEBI (Listing Obligation and Disclosure Requirements) Regulations, 2015, as amended

To
The Board of Directors of
Triveni Engineering & Industries Limited

1. We have reviewed the accompanying Statement of Consolidated Unaudited Financial Results of **Triveni Engineering & Industries Limited** ("the Parent") and its subsidiaries (the Parent and its subsidiaries together referred to as "the Group"), and its share of the net loss after tax and total comprehensive income of its joint venture for the quarter ended June 30, 2023 and Year to Date from April 01, 2023 to June 30, 2023 ("the Statement"), being submitted by the Parent pursuant to the requirement of Regulation 33 of the SEBI (Listing Obligations and Disclosure Requirements) Regulations, 2015, as amended (the "Listing Regulations").
2. This Statement, which is the responsibility of the Parent's Management and approved by the Parent's Board of Directors, has been prepared in accordance with the recognition and measurement principles laid down in the Indian Accounting Standard 34 "Interim Financial Reporting" ("Ind AS 34"), prescribed under section 133 of the Companies Act, 2013, read with relevant rules issued thereunder and other accounting principles generally accepted in India. Our responsibility is to express a conclusion on the Statement based on our review.
3. We conducted our review of the Statement in accordance with the Standard on Review Engagements (SRE) 2410, 'Review of Interim Financial Information Performed by the Independent Auditor of the Entity', issued by the Institute of Chartered Accountants of India. A review of interim financial information consists of making inquiries, primarily of persons responsible for financial and accounting matters, and applying analytical and other review procedures. A review is substantially less in scope than an audit conducted in accordance with Standards on Auditing and consequently does not enable us to obtain assurance that we would become aware of all significant matters that might be identified in an audit. Accordingly, we do not express an audit opinion.

We also performed procedures in accordance with the circular issued by the SEBI under Regulation 33 (8) of the Listing Regulations, as amended, to the extent applicable

4. The Statement includes the results of the following entities:

Subsidiaries:

- a. Triveni Engineering Limited
- b. Triveni Energy Systems Limited
- c. Triveni Entertainment Limited
- d. Triveni Sugar Limited
- e. Triveni Industries Limited
- f. Svastida Projects Limited
- g. Mathura Wastewater Management Private Limited
- h. Gaurangi Enterprises Limited
- i. United Shippers & Dredgers Limited
- j. Pali ZLD Private Limited



Joint Venture:

- a. Triveni Sports Private Limited (w.e.f. June 6, 2023)
5. Based on our review conducted and procedures performed as stated in paragraph 3 above, nothing has come to our attention that causes us to believe that the accompanying Statement, prepared in accordance with the recognition and measurement principles laid down in the aforesaid Indian Accounting Standard and other accounting principles generally accepted in India, has not disclosed the information required to be disclosed in terms of Regulation 33 of the SEBI (Listing Obligations and Disclosure Requirements) Regulations, 2015, as amended, including the manner in which it is to be disclosed, or that it contains any material misstatement.
6. The Statement includes the interim financial results of eight subsidiaries which have not been reviewed by their auditors, whose financial results reflect total revenue (including other income) of Rs. 0.78 Lakhs, total net loss and total comprehensive income of Rs. 2.25 Lakhs and Rs. (-) 2.25 Lakhs for the quarter ended June 30, 2023 and Year to Date from April 01, 2023 to June 30, 2023 respectively, as considered in the Statement. The Statement also includes the Group's share of net loss (before other comprehensive income) Rs. 3.06 Lakhs and total comprehensive income of Rs. (-) 3.06 Lakhs for the quarter ended June 30, 2023 and Year to Date from April 01, 2023 to June 30, 2023, in respect of one joint venture whose financial results have not been reviewed by its auditor. These financial results have been furnished to us by the Management and our conclusion on the Statement, in so far as it relates to the amounts and disclosures included in respect of these subsidiaries and joint venture, is based solely on the procedures performed by us as stated in paragraph 3 above. According to the information and explanations given to us by the Management, these financial results are not material to the Group.

Our review report is not modified in respect of this matter.

For **S S Kothari Mehta & Company**

Chartered Accountants

ICAI Registration No. 000756N


Vijay Kumar

Partner

Membership No. 092671

UDIN: **23092671BGSIEJ4594**

Place: New Delhi

Date: July 25, 2023



TRIVENI ENGINEERING & INDUSTRIES LIMITED

Regd. Office : A-44, Hosiery Complex, Phase-II Extension, Noida, Uttar Pradesh - 201 305
Corp. Office : 8th Floor, Express Trade Towers, 15-16, Sector-16A, Noida, Uttar Pradesh - 201 301
CIN : L15421UP1932PLC022174

Statement of Consolidated Unaudited Financial Results for the Quarter ended June 30, 2023

(₹ in lakhs, except per share data)

Particulars	3 Months ended			Year ended
	30/Jun/2023 (Unaudited)	31/Mar/2023 (Audited) (refer note 5)	30/Jun/2022 (Unaudited)	31/Mar/2023 (Audited)
1 Revenue from operations	143226	181829	136148	631010
2 Other income	1221	2157	986	8041
Total income	144447	183986	137134	639051
3 Expenses				
(a) Cost of materials consumed	71348	183280	68904	395153
(b) Purchases of stock-in-trade	1284	1272	1289	4624
(c) Changes in inventories of finished goods, stock-in-trade and work-in-progress	12415	(79771)	22422	8872
(d) Excise duty on sale of goods	23432	23573	13581	69326
(e) Employee benefits expense	8669	9887	7799	34828
(f) Finance costs	2083	980	2165	5674
(g) Depreciation and amortisation expense	2526	2447	2179	9348
(h) Other expenses	13587	17261	10764	56615
Total expenses	135344	158929	129103	584440
4 Profit/(loss) from continuing operations before share of profit/(loss) of associates and joint ventures, exceptional items and tax	9103	25057	8031	54611
5 Share of profit/(loss) of associates and joint ventures	(3)	-	837	1633
6 Profit/(loss) from continuing operations before exceptional items and tax	9100	25057	8868	56244
7 Exceptional items (net) - income/(expense)	-	-	-	140120
8 Profit/(loss) from continuing operations before tax	9100	25057	8868	196364
9 Tax expense				
(a) Current tax	2113	5330	1827	19741
(b) Deferred tax	226	696	396	(2557)
Total tax expense	2339	6026	2223	17184
10 Profit/(loss) from continuing operations after tax	6761	19031	6645	179180
11 Profit/(loss) from discontinued operations	-	-	-	-
12 Tax expense of discontinued operations	-	-	-	-
13 Profit/(loss) from discontinued operations (after tax)	-	-	-	-
14 Profit/(loss) for the period	6761	19031	6645	179180
Profit/(loss) for the period attributable to :				
(i) Owners of the Company	6761	19031	6645	179180
(ii) Non-controlling interests	-	-	-	-
15 Other comprehensive income				
A (i) Items that will not be reclassified to profit or loss	-	(485)	-	(232)
A (ii) Income tax relating to items that will not be reclassified to profit or loss	-	(122)	-	(58)
B (i) Items that will be reclassified to profit or loss	63	151	(232)	(256)
B (ii) Income tax relating to items that will be reclassified to profit or loss	16	38	(58)	(55)
Other comprehensive income for the period, net of tax	47	(250)	(174)	(375)
Other comprehensive income for the period, net of tax attributable to:				
(i) Owners of the Company	47	(250)	(174)	(375)
(ii) Non-controlling interests	-	-	-	-
16 Total comprehensive income for the period	6808	18781	6471	178805
Total comprehensive income for the period attributable to:				
(i) Owners of the Company	6808	18781	6471	178805
(ii) Non-controlling interests	-	-	-	-
17 Paid up equity share capital (face value ₹ 1/-)	2189	2189	2418	2189
18 Other equity				264336
19 Earnings per share of ₹ 1/- each (not annualised)				
(a) Basic (in ₹)	3.09	8.08	2.75	74.58
(b) Diluted (in ₹)	3.09	8.08	2.75	74.58

See accompanying notes to the consolidated financial results

TRIVENI ENGINEERING & INDUSTRIES LIMITED

Consolidated Unaudited Segment wise Revenue, Results, Assets and Liabilities for the Quarter ended June 30, 2023

(₹ in lakhs)

Particulars	3 Months ended			Year ended
	30/Jun/2023 (Unaudited)	31/Mar/2023 (Audited) (refer note 5)	30/Jun/2022 (Unaudited)	31/Mar/2023 (Audited)
1 Segment Revenue				
(a) Sugar & Allied Businesses				
Sugar	89233	117092	105169	436195
Distillery	52978	59184	37923	186553
	142211	176276	143092	622748
(b) Engineering Businesses				
Power transmission	5409	7318	3043	22525
Water	6472	11480	6526	35217
	11881	18798	9569	57742
(c) Others	3770	4191	4028	15936
Total Segment revenue	157862	199265	156689	696426
Less : Inter segment revenue	14636	17436	20541	65416
Total Revenue from operations	143226	181829	136148	631010
2 Segment Results				
(a) Sugar & Allied Businesses				
Sugar	4955	16389	5329	30583
Distillery	5102	6516	4984	21232
	10057	22905	10313	51815
(b) Engineering Businesses				
Power transmission	1840	2553	877	7644
Water	300	952	255	2428
	2140	3505	1132	10072
(c) Others	(36)	(157)	(278)	(801)
Total Segment results	12161	26253	11167	61086
Less :				
(i) Finance costs	2083	980	2165	5674
(ii) Exceptional items (net) - (income)/expense	-	-	-	(140120)
(iii) Share of (profit)/loss of associates and joint ventures	3	-	(837)	(1633)
(iv) Other unallocable expenditure net of unallocable income	975	216	971	801
Total Profit/(loss) before tax	9100	25057	8868	196364
3 Segment Assets				
(a) Sugar & Allied Businesses				
Sugar	254320	264700	246156	264700
Distillery	89429	88468	80564	88468
	343749	353168	326720	353168
(b) Engineering Businesses				
Power transmission	20653	21071	13656	21071
Water	55260	57178	48355	57178
	75913	78249	62011	78249
(c) Others	1314	1123	1413	1123
Total Segment assets	420976	432540	390144	432540
Add : Unallocable assets	13968	12904	28515	12904
Total Assets	434944	445444	418659	445444
4 Segment Liabilities				
(a) Sugar & Allied Businesses				
Sugar	10630	36871	11895	36871
Distillery	7767	6953	5617	6953
	18397	43824	17512	43824
(b) Engineering Businesses				
Power transmission	6226	5711	3749	5711
Water	18274	21773	18064	21773
	24500	27484	21813	27484
(c) Others	562	592	661	592
Total Segment liabilities	43459	71900	39986	71900
Add : Unallocable liabilities	118152	107019	180917	107019
Total Liabilities	161611	178919	220903	178919

TRIVENI ENGINEERING & INDUSTRIES LIMITED

Notes to the Consolidated Unaudited Financial Results for the Quarter ended June 30, 2023

1. The above financial results have been prepared in accordance with the principles and procedures of the Indian Accounting Standards ('Ind AS') notified under section 133 of the Companies Act, 2013 [Companies (Indian Accounting Standards) Rules, 2015 (as amended)].
2. In view of the seasonality of the Sugar Business, the performance results may vary from quarter to quarter.
3. During the quarter, the Company has incorporated a new joint venture company namely Triveni Sports Private Limited. The Company owns 50% equity stake in the joint venture company, the balance being owned by Triveni Turbine Limited.
4. The standalone unaudited financial results of the Company are available on the Company's website (www.trivenigroup.com), website of BSE (www.bseindia.com) and NSE (www.nseindia.com). Summarised standalone financial performance of the Company is as under:

Particulars	3 Months ended			Year ended
	30/Jun/2023 (Unaudited)	31/Mar/2023 (Audited) (refer note 5)	30/Jun/2022 (Unaudited)	31/Mar/2023 (Audited)
Income from operations	143158	181770	136043	630690
Profit/(loss) before tax (after exceptional items)	8976	24926	7964	213913
Profit/(loss) after tax (after exceptional items)	6661	18958	5957	192401
Total comprehensive income	6708	18708	5811	192082

5. The figures for the quarter ended March 31, 2023 are the balancing figures between the audited figures in respect of the full financial year ended on that date and published year to date figures upto the third quarter of the said financial year.
6. The above financial results have been reviewed and recommended for adoption by the Audit Committee and approved by the Board of Directors of the Company at their respective meetings held on July 25, 2023. The statutory auditors have carried out a limited review of the above financial results.

For Triveni Engineering & Industries Limited



Dhruv M. Sawhney
Chairman & Managing Director

Place : Noida

Date : July 25, 2023

TRIVENI ENGINEERING & INDUSTRIES LIMITED

Regd. Office : A-44, Hosiery Complex, Phase-II Extension, Noida, Uttar Pradesh - 201 305
Corp. Office : 8th Floor, Express Trade Towers, 15-16, Sector-16A, Noida, Uttar Pradesh - 201 301

Website : www.trivenigroup.com

CIN : L15421UP1932PLC022174

Statement of Consolidated Unaudited Financial Results for the Quarter ended June 30, 2023

(₹ in lakhs, except per share data)

Particulars	3 Months ended		Year ended
	30/Jun/2023 (Unaudited)	30/Jun/2022 (Unaudited)	31/Mar/2023 (Audited)
Total Income from operations	143226	136148	631010
Net Profit/(loss) for the period (before tax and exceptional items)	9100	8868	56244
Net Profit/(loss) for the period before tax (after exceptional items)	9100	8868	196364
Net Profit/(loss) for the period after tax (after exceptional items)	6761	6645	179180
Total comprehensive income for the period [Comprising Profit/(loss) for the period (after tax) and other comprehensive income (after tax)]	6808	6471	178805
Equity share capital	2189	2418	2189
Other equity			264336
Earnings per share of ₹ 1/- each (not annualised)			
(a) Basic (in ₹)	3.09	2.75	74.58
(b) Diluted (in ₹)	3.09	2.75	74.58

Notes :


1. Summarised Standalone Unaudited Financial Performance of the Company is as under :

(₹ in lakhs)

Particulars	3 Months ended		Year ended
	30/Jun/2023 (Unaudited)	30/Jun/2022 (Unaudited)	31/Mar/2023 (Audited)
Total Income from operations	143158	136043	630690
Profit/(loss) before tax (after exceptional items)	8976	7964	213913
Profit/(loss) after tax (after exceptional items)	6661	5957	192401
Total comprehensive income	6708	5811	192082

2. The above is an extract of the detailed format of Financial Results for the Quarter ended June 30, 2023 filed with the Stock Exchanges under Regulation 33 of the SEBI (LODR) Regulations, 2015. The full format of the Financial Results for the Quarter ended June 30, 2023 are available on the websites of Stock Exchange(s) (www.bseindia.com and www.nseindia.com) and on the website of Company (www.trivenigroup.com).

For Triveni Engineering & Industries Limited



Dhruv M. Sawhney

Chairman & Managing Director

Place : Noida

Date : July 25, 2023